

How to call the Scheme Manager

1



Press button

or

pull cord



2



Beep sounds

Red alarm button flashes



3



A tone is heard then the Scheme Manager speaks



4



Speak normally - you do not need to shout.

Amie Personal Trigger

Press to call Scheme Manager



Light will illuminate for 5 seconds

© 2008 Tunstall Group Ltd.

www.tunstall.co.uk

Privacy



If the button is pressed in the scheme manager can hear you. If the button is out then the scheme manager cannot hear you.

Privacy Override


If the scheme manager calls and the privacy button is out then the scheme manager cannot hear you. To let the scheme manager hear you just press the button on your Amie personal radio trigger once.

If you make an alarm call, by pressing a button or pulling a cord, the scheme manager will always be able to hear you.

Tunstall


Message Waiting

1



A message is indicated by a flashing light above the right hand button. The speech module will also beep and the red alarm button will flash.

2



To listen to the message press the right hand button once. To repeat the message, press the right hand button again within 1 minute.

Door Entry System

1




You will hear a beep if someone rings your doorbell.

2



Press this button to speak to the caller. Release it to listen to the caller.

3



Press this button to open the door for the caller.



Press this button to stop unwanted calls for a few minutes.